

» Conventional Model for Vertical Lifting

SVC-H • SVC-WH • SVC-HN • SVC-WHN

VERTICAL LIFTING CLAMP (Lock Handle Type)


CHECK!



Operation manual & parts drawing

SVC0.5H~5WH


Cam, pad cross type, normal pitch



(P=0.12)


SVC7H~10WH

Cam, pad line type



SVC-HN • SVC-WHN

Cam, pad cross type, fine pitch

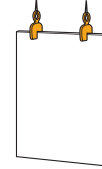


(P=0.08)

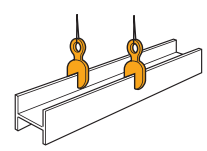
Example of use

⚠ Always lift a load at 2 or more points for safety.

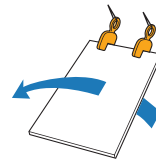
Steel plate vertical lifting



Steel beam lifting



Steel plate turning-over



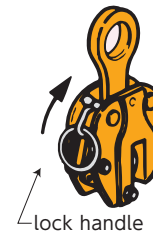
Pipe lifting



When lifting a pipe, position the clamps so that they face each other as shown on the drawing. (the lifting angle of the sling rope must be kept within 60°.)

Features

- Including a releasing lock pin for 7 & 10 ton.
- Standard clamp for vertical lifting of steel plates and other steel structures.
- (SVC-HN • SVC-WHN) The Cam & Pad is designed for less biting marks on the load with the fine pitch cross pattern.



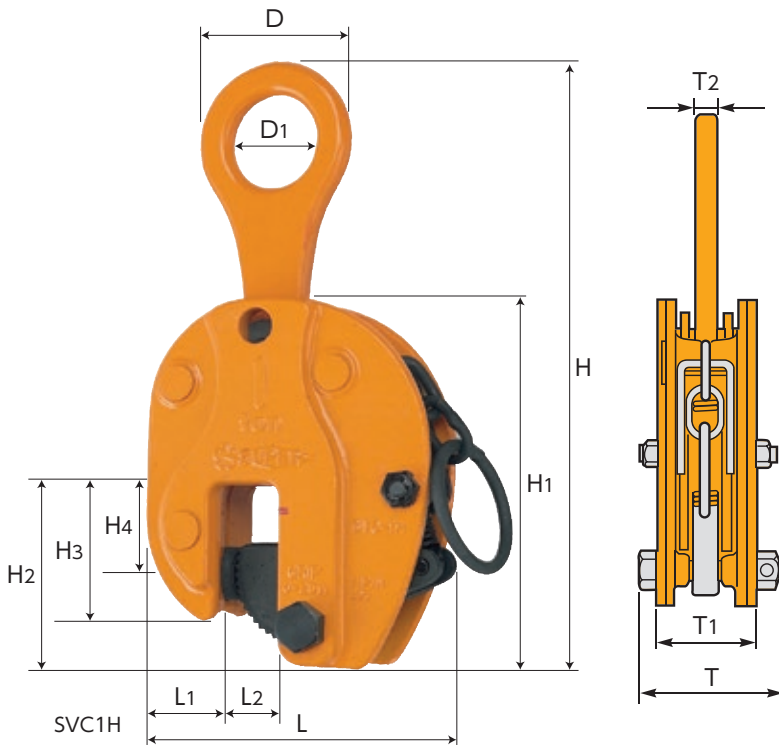
Tightening lock mechanism

When you pull upward the lock handle, the lock gets set and the clamp grips firmly the load. This lock is very safe and even if the sling rope loosens, or if a shock occurs, the clamp will not come off.



Releasing lock mechanism

When you pull downward the lock handle, the lock gets released. Never attempt a lifting operation in this state. It would be dangerous as the tightening would be insufficient.



Item No.	Rated capacity (ton)	Clamp range (in)	Size (in)													N.W. (lb)
			L	L1	L2	H(MAX)	H1	H2	H3	H4	D	D1	T	T1	T2	
SVC0.5H	0.5	0.00~0.75	5.16	1.42	1.02	9.84	6.22	3.15	2.36	1.42	2.52	1.42	2.64	1.93	0.47	6.61
SVC1H	1	0.00~0.98	5.98	1.65	1.26	12.20	7.28	3.54	2.72	1.77	3.35	1.89	3.19	2.32	0.63	13.23
*SVC1WH	1	0.00~1.57	6.50	1.69	1.73	14.17	8.86	4.09	2.76	1.77	3.35	1.89	2.83	2.09	0.63	13.67
SVC2H	2	0.00~1.18	6.77	1.89	1.54	14.76	8.27	3.94	3.03	1.85	4.17	2.36	3.82	2.80	0.71	23.15
SVC3H	3	0.00~1.38	7.17	2.01	1.65	15.94	8.86	4.13	3.19	1.85	4.61	2.60	4.02	2.95	0.79	27.56
*SVC3WH	3	0.98~2.36	8.35	2.20	2.64	17.01	9.96	4.84	3.90	2.56	4.61	2.60	4.02	2.95	0.79	33.07
*SVC5H	5	0.00~1.57	8.66	2.58	1.95	17.91	10.24	4.72	3.74	1.93	5.83	3.31	4.80	3.62	0.87	47.40
*SVC5WH	5	0.98~2.56	9.65	2.58	2.93	19.09	11.22	5.55	4.57	2.76	5.83	3.31	4.80	3.62	0.87	55.12
*SVC7H	7	0.39~2.76	13.39	3.94	2.95	24.21	15.83	7.68	5.71	3.15	4.72	2.36	5.87	3.74	0.98	94.80
*SVC7WH	7	1.18~3.54	14.17	3.94	3.74	24.21	15.83	7.68	5.71	3.15	4.72	2.36	5.87	3.74	0.98	99.21
*SVC10H	10	0.79~3.15	14.17	3.94	3.35	25.39	16.22	8.07	5.71	3.15	5.12	2.56	6.97	4.57	1.26	123.46
*SVC10WH	10	1.57~3.94	14.96	3.94	4.13	25.39	16.22	8.07	5.71	3.15	5.12	2.56	6.97	4.57	1.26	132.28
SVC0.5HN	0.5	0.00~0.75	5.16	1.42	1.02	9.84	6.22	3.15	2.36	1.42	2.52	1.42	2.64	1.93	0.47	6.61
SVC1HN	1	0.00~0.98	5.98	1.65	1.26	12.20	7.28	3.54	2.72	1.77	3.35	1.89	3.19	2.32	0.63	13.23
*SVC1WHN	1	0.00~1.57	6.50	1.69	1.73	14.17	8.86	4.09	2.76	1.77	3.35	1.89	2.83	2.09	0.63	13.67

For \* marked items, the main body is made of high-tensile steel plates.

★ Parts drawings and operation manuals can be downloaded from our website.  
● For all the appendix, please refer to P.54 ~56