

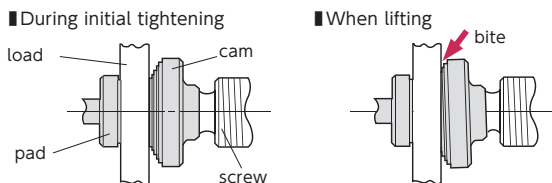
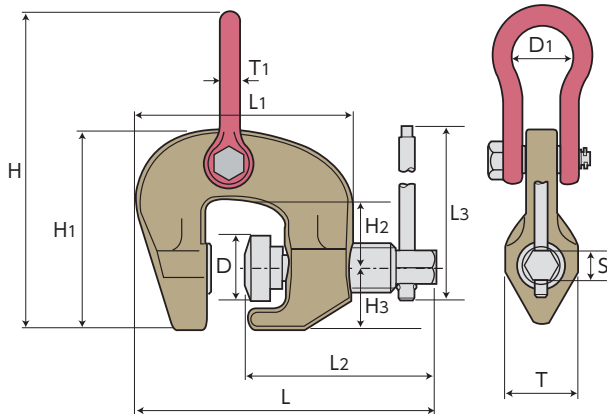
SCC • SCC-W

SCREW CAM CLAMP (All-purpose Type)

CHECK!



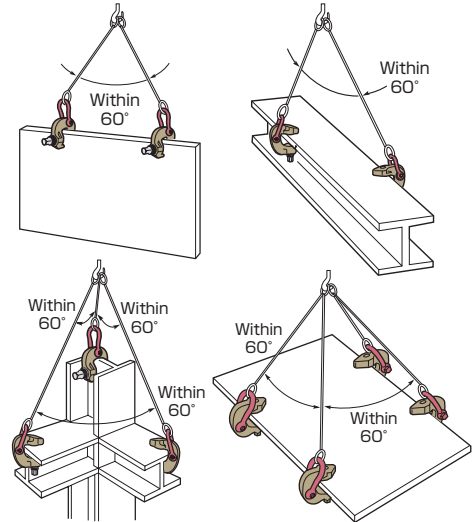
Operation manual & parts drawing



As an anti-vibration type clamp, the cam bites harder and the clamping force gets stronger in proportion of the load weight.

Example of use

⚠ Always lift a load at 2 or more points for safety.



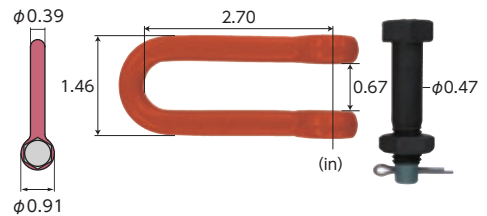
*SCC0.5 and SCC-W(Wide Type) can be used only for vertical lifting, and use for lateral lifting is prohibited. SCC0.5 can be used for lateral lifting only by using a long shackle for SCC0.5 (sold separately).

Features

- Simple all-purpose clamp showing its great power especially for lifting steel materials with complicated shapes (spherical plate, curved plate, etc.).
- Ideal for lifting, pulling operations.
- The tightening mechanism with a screw cam (universal spherical type) provides sure clamping force on a load even when the load is landed.
- The cam and the pad can be easily replaced.
- During lifting, the cam tilts in accordance with the load weight, the cam teeth bite harder into the load and the clamping force increases.

PARTS

Long Shackle for SCC0.5



Item No.

SCH0.5L

Item No.	Rated capacity (ton)	Clamp range (in)	Size (in)													N.W. (lb)
			L (MIN)	L1	L2	L3	H	H1	H2	H3	D	D1	T	T1	S	
SCC0.3W	0.3	1.97~3.94	7.72	6.93	4.57	2.95	6.10	3.58	1.38	0.63	1.02	0.67	1.26	0.39	0.55	2.87
SCC0.5	0.5	0.00~1.10	4.96	4.09	3.62	2.36	4.45	2.99	1.04	0.63	1.02	0.67	1.18	0.39	0.55	1.76
SCC1	1	0.00~1.18	6.89	5.83	4.96	7.48	8.03	5.04	1.77	1.50	1.65	1.50	1.81	0.47	0.83	7.05
SCC1W	1	1.97~3.94	10.16	8.86	6.02	7.48	10.75	7.48	3.46	1.50	1.65	1.77	1.81	0.63	0.83	13.23
SCC1.5	1.5	0.00~1.26	7.36	6.06	5.31	7.48	9.02	5.63	2.05	1.54	1.65	1.77	1.81	0.63	0.83	8.82
SCC3	3	0.00~1.97	8.82	7.48	6.50	9.45	10.43	6.50	2.36	1.77	1.93	1.97	2.13	0.75	0.83	13.23
SCC3W	3	0.98~2.95	9.84	8.46	6.50	9.45	11.46	7.52	2.99	1.77	1.93	1.97	2.13	0.75	0.83	17.20
SCC6	6	0.00~2.95	11.46	10.04	8.46	9.45	14.37	8.43	2.99	2.13	2.48	3.15	2.72	1.24	0.83	39.68

Note : For the torque value of the screw tightening, operate tightening over 25.81ft·lb [for SCC0.3W and SCC0.5, over 3.69ft·lb]

* Parts drawings and operation manuals can be downloaded from our website.
 ● For all the appendix, please refer to P.54 ~56

- Vertical & lateral lifting clamps
- Vertical lifting clamps
- Lateral lifting clamps
- Horizontal lateral lifting clamps, lifting hooks
- Steel beam lifting clamps, balance
- Screw cam clamps
- Beam clamps
- Super foot locks, lifting hooks
- Super lock hooks
- Drum lift clamps
- Lifting hooks for forklift, rail clamps
- Reinforcing rod vertical lifting clamps
- Clamp with fall arrest equipment