

» Stable Lifting for Drums

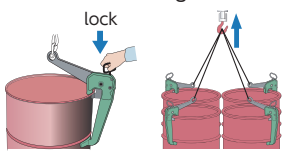
DLC0.5V

DRUM LIFT CLAMP (Vertical Lifting)



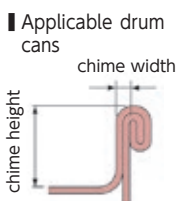
Example of use

⚠ You cannot lift a drum can with no lid. Don't use for turning over a drum can.

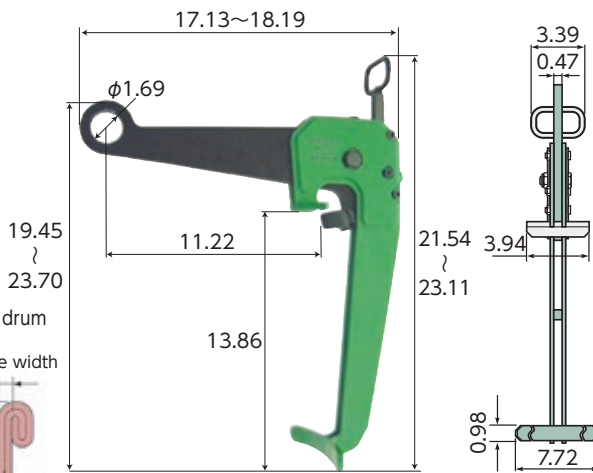


Features

- Clamp dedicated to vertical lifting of drum cans.
- Easy operation with firm locking (by wedge method).
- You can safely lift a drum can vertically.
- Easy to lock by pushing and pulling the handle.
- The lifting ring diameter is large enough to be hooked directly.



Applicable drum cans
JIS Z1601 type : H class and M class (with 23.62in ϕ lid) and drum cans with lid of 19.69 to 27.56in in diameter, with chime thickness of 0.08 to 0.14in and chime height of 0.87 to 1.10in (lifting is vertical only for 23.62in ϕ lid).



Item No.	Rated capacity (ton)	Clamp range (in)	N.W. (lb)
DLC0.5V	0.5	Chime width: 0.08~0.14, Chime height: 0.87~1.10	19.84

Vertical & lateral lifting clamps

Vertical lifting clamps

Lateral lifting clamps

» Easy Operation for Open Drum

DLC0.5

DRUM LIFT CLAMP

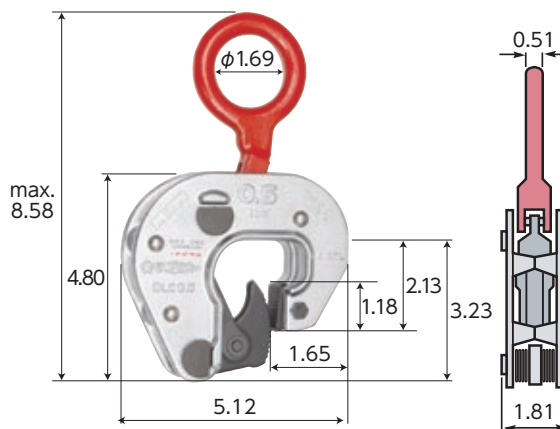


Features

- Clamp dedicated to lifting drum cans.
- Easy lifting of steel drums and drums without lid by one touch grip of the chime.
- Drum cans can be easily lifted vertically and turned over.

Applicable drum can

Chime height over 0.98in and
Drum conforming to JIS Z1600 H class or M class
Drum conforming to JIS Z1601 H class or M class



Horizontal lateral lifting clamps, lifting hooks

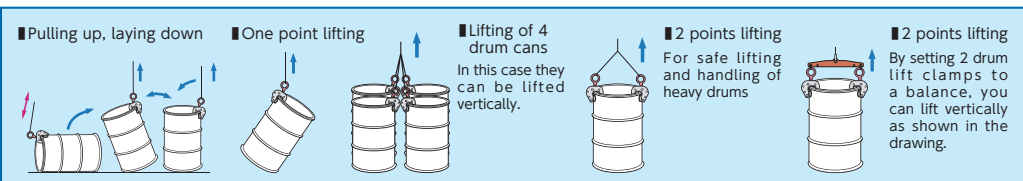
Steel beam lifting clamps, balance

Screw cam clamps

Beam clamps

Example of use

⚠ You cannot lift a drum can with no chime. Do not lift 5 or more drum cans for safety.



Cam, pad : line type



Super foot locks, lifting hooks

Super lock hooks

Item No.	Rated capacity (ton)	N.W. (lb)
DLC0.5	0.5	4.41

Drum lift clamps

» Adjustable Span Type


DSB1S

BALANCE FOR DRUM LIFT CLAMP



Features

- Balance dedicated to drum lift clamp (DLC0.5).
- Lifting width between 2 points (L1, L2).



Lifting hooks for forklift, rail clamps

Reinforcing rod vertical lifting clamps

Item No.	Rated capacity (ton)	Size (in)				N.W. (lb)
		L	L1	L2	H	
DSB1S	1	26.57	24.21	17.52	3.94	13.23

Clamp with fall arrest equipment

* Parts drawings and operation manuals can be downloaded from our website.
● For all the appendix, please refer to P.54 ~56