

» Automatic Releasing System

BUC1000A • BUM1000A • BUF1000A

AUTOMATIC INTERNAL EXPANDING LIFTING CLAMP FOR U SHAPED GUTTER (Pad Type with Wire Rope and Ring)

CHECK!



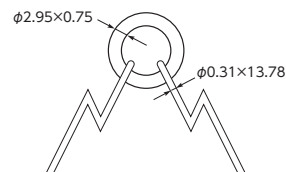
PDF of Catalogue

Example of use

⚠ For long gutters, always use a balance and lift at 2 or more points for safety.



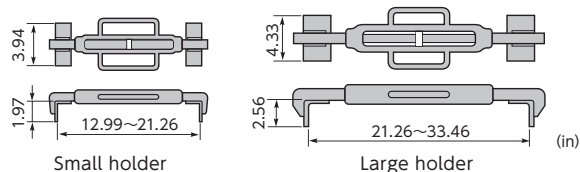
Master ring, wire rope



Features

- Dedicated for lifting all kinds of concrete U shaped gutters (automatic setting and removing type).
- Including a holder for preventing the cracking of U shaped gutter (always use together with the main body).
- With the fully automated setting / removing mechanism, the repeated handling operations gets faster and easier, bringing higher productivity.
- The spike design of the special rubber pads allows to grip firmly the load (can also be used as non-marring type).
- The inside clamping avoids touching the alignment levelling strings, and makes unnecessary to leave a clearance space outside the workpiece.

Cracking prevention holder



Item No.	Rated capacity (lb)	Clamp range (in)	U shaped gutter size name	N.W. (lb)
BUC1000A	2204.62	① 8.27~9.84	9.45 · 9.84	57.32
		② 9.84~11.42	11.81	
		③ 11.42~12.99	—	

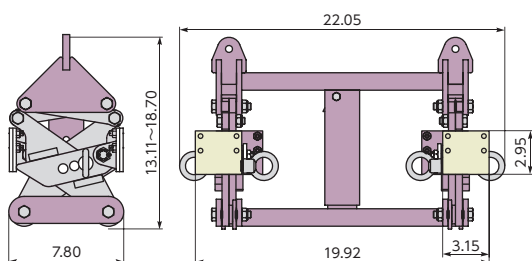
Cam types, pad types

Manual machine types

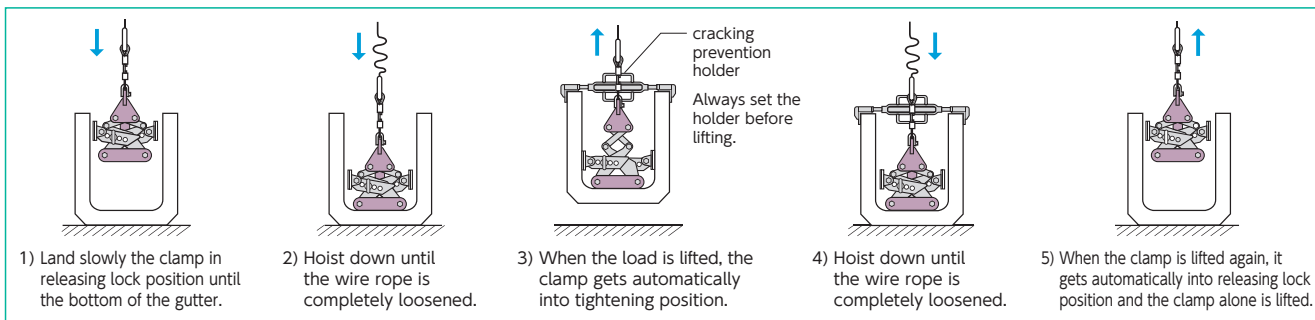
Adjustable clamp range types, balances

Internal expanding lifting clamps for U shaped gutter

Batch lifting clamps for bank block



Automatic setting / removing mechanism



■ BUM1000A middle parts set (sold separately)
(middle plate with pad, crack prevention large holder)



■ BUF1000A full parts set (sold separately)
(middle plate with pad, long plate with pad, crack prevention large holder, joint bar)



Item No.	Middle plate			Long plate		
	Clamp range (in)	U shaped gutter size name	N.W. (lb)	Clamp range (in)	U shaped gutter size name	N.W. (lb)
BUM1000A	① 12.60~14.17	13.78 · 14.17	61.73	—	—	—
	② 14.17~15.75	15.75		—	—	
	③ 15.75~17.32	17.72		—	—	
	④ 17.32~18.90	19.69		—	—	
BUF1000A	① 12.60~14.17	13.78 · 14.17	61.73	① 18.90~20.47	19.69	68.34
	② 14.17~15.75	15.75		② 20.47~22.05	23.62	
	③ 15.75~17.32	17.72		③ 22.05~23.62	—	
	④ 17.32~18.90	19.69		—	—	

* The clamp range ①~④ can be changed by adjusting the position of the adjustment plate holes.

- ★ Parts drawings and operation manuals can be downloaded from our website.
- For all the appendix, please refer to P.54 ~56